

SRF SERIES STANDING COLO SERVER RACK

42U AND 48U SIZES

SRF Standing COLO Server Rack is designed with compartments for tenants to share a single rack and maximize space utilization in data centers, computer rooms, or network environment.



» FEATURES

Compartments

Cabinets are divided into 4 compartments for space utilization.

Loading Capacity

Loading capacity up to 1200kg

Ventilation rate

SRF cabinet doors are designed with massive airflow from front to rear up to 78%

Packaging Options

Cabinets have knocked-down packaging option to save shipment costs up to 60%.



Each rack has 3-code lock for security.



Cable access slots on top of the cabinets provide access for overhead cable egress. Brush panel is optional for this feature.



Side panels are divided with single lock.



Each compartment has fixed shelf that can carry weight up to 80kg.

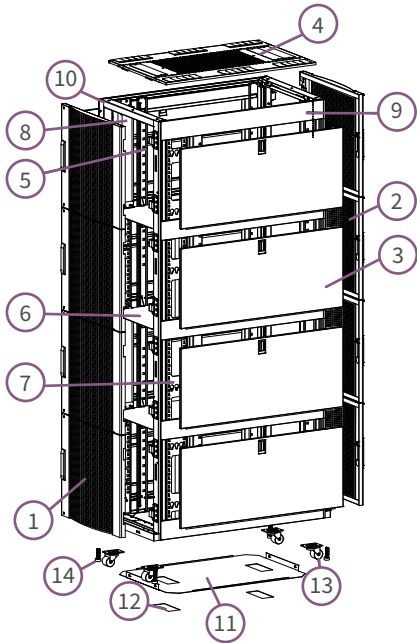


Opening angle of front door is over 130 degrees.



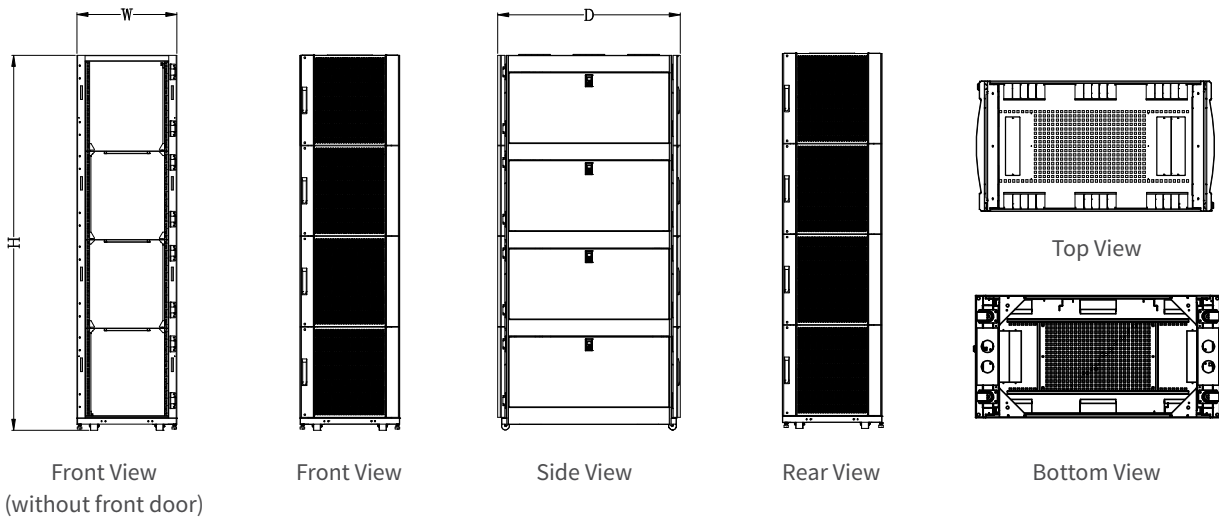
Each compartment has their own vertical cable manager.

» COMPONENTS OF SRF SERIES STANDING COLO SERVER RACK

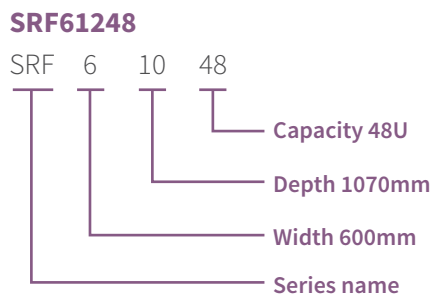


S/N	Name	Quantity (42U/48U)
1	Front door	4
2	Rear door	4
3	Side panel	8
4	Top cover	1
5	Vertical rail	4
6	Divided panel	3
7	Cable management rail	4
8	Cable management rail cover	4
9	Horizontal beam	10
10	Door frame	2
11	Bottom plate	1
12	Cover for bottom cable entry	2
13	Castors	4
14	Leveling feet	4

» MAIN DIMENSION



» HOW TO DEFINE OUR MODEL



» SPECIFICATIONS

Model	Capacity (U)	Dimension W x D x H(mm)	BU Packing Dimension		KD Packing Dimension			
			W*D*H(mm)	Volume (CBM)	Carton A W x D x H(mm)	Carton B W x D x H(mm)	Carton C W x D x H(mm)	Volume (CBM)
FO-REP/SRF61042	42	600 x 1070 x 1992	650 x 1150 x 2150	1.607	2055 x 245 x 630	1965 x 215 x 165	1015 x 135 x 855	0.503
FO-REP/SRF61048	48	600 x 1070 x 2259	650 x 1150 x 2350	1.756	2290 x 245 x 630	2225 x 245 x 165	1015 x 135 x 985	0.578

Note:

1. Compartments 2,3 and 4 for option.
2. Package: Build-up(BU) or Knock-down (KD).
3. Hardware: 50 sets cage nuts

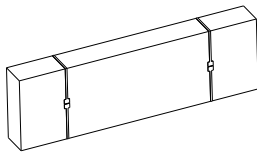
Color:

RAL9005	RAL7035

Material:

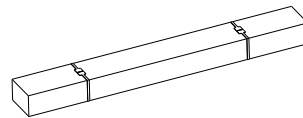
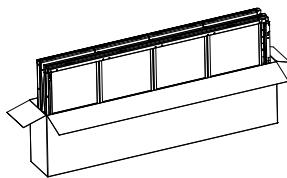
SPCC Cold Rolled Steel.

» KNOCK-DOWN PACKAGING



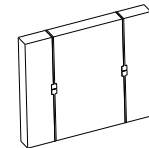
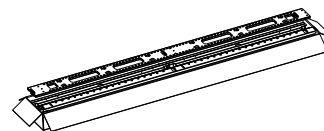
Carton A

- Front door and door frame
- Rear door and door frame
- Top cover
- Accessory box



Carton B

- Vertical rails
- Cable managements
- Horizontal beams



Carton C

- Side panels

