

SRZ SERIES SERVER CABINET

18U, 22U, 27U, 32U, 37U, 42U, AND
47U SIZES

For rigorous data center environments, Morrell designed and engineered SRZ Series as the solution for networking centers.



» FEATURES

Exquisite Design

- Exquisite design with precise dimensions and craftsmanship
- Efficient baying or earthing kit

Welded Steel Frame

High intensity nine-folded welded frame

Removable side panel

Removable side panels are easy to install and maintain with advanced moon-shaped lock

High-density perforated front door

High-density (single open) with over 180 turning degree

» STANDARD COMPLIANCE

Comply with ANS/EIA RS-310, IEC297-2, DIN41491, PART1, DIN41491 Standard

» MATERIAL

- Frame: Nine-folded profiled (SPCC)
- Others: SPCC quality cold rolled steel
- Mounting profile: 2.0mm; Mounting angle: 2.0mm; Other 1.2mm

High-density perforated rear door

High-density (dual open) with ventilation rate above 50% to enable equipment ventilation and reliable operation

Adjustable parts

- Adjustable feet and castors
- Cable entry on the top, bottom with cable entrance

Cable Management

Metal cable ring on the mounting profile for easy cable management

Strength and stability

To ensure strength and stability server cabinet is connected by four-corner

» STANDARD COMPLIANCE

Degreasing, pickling, phosphating, powder coated

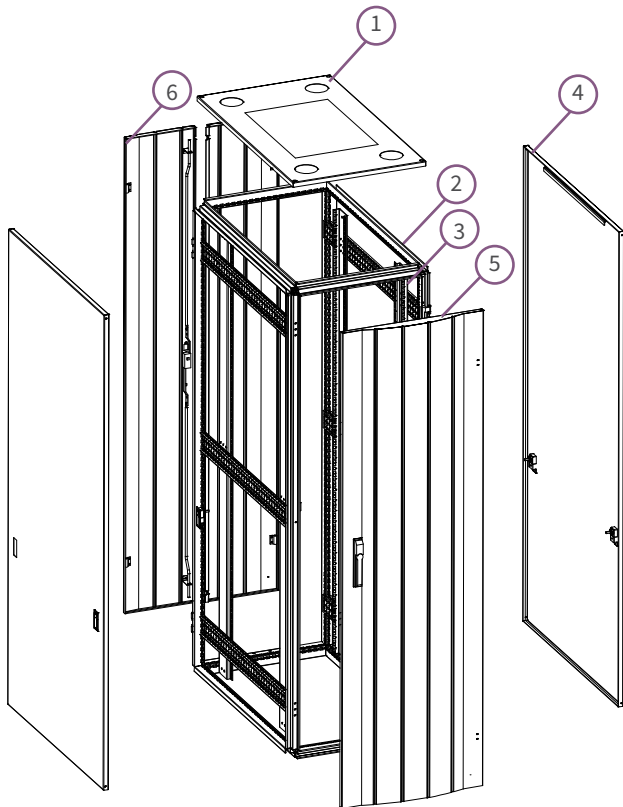
» DEGREE OF PROTECTION

IP20

» LOADING CAPACITY

Loading capacity is up to 1000kg

» MAIN STRUCTURE (600MM WIDTH)




1. Top cover
2. Frame
3. Mounting profile
4. Side panel
5. Front door
6. Back door




Supporting Tray




Hinge



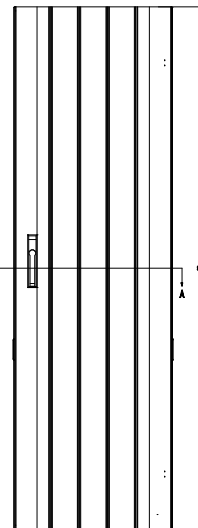
Nine-Folded Profile



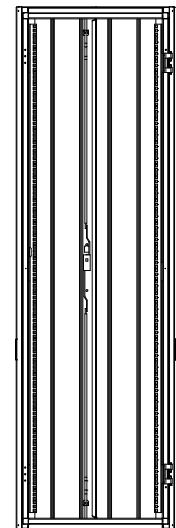
Inserting corner connector



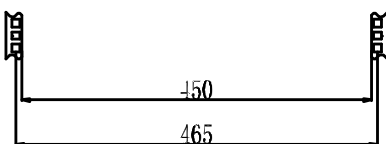
Right



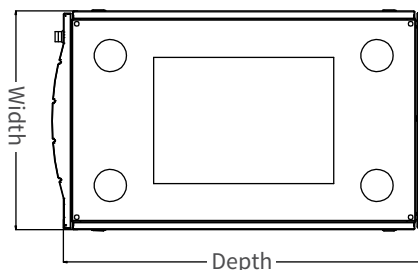
Front



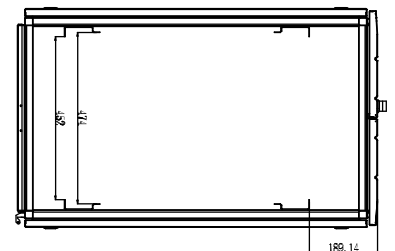
Without door



Mounting dimension



Top





A-A Section

» MAIN COMPONENTS

No.	Component Name	Quantity	Unit	Material Specification	Surface Finish	Note
1	Top Cover	1	pc	SPCC cold rolled steel T1.2	Powder Coated	--
2	Fan Unit	1	set	SPCC cold rolled steel T1.2	Powder Coated	---
3	Frame	2	pc	Nin-folded Porfiled T2.0	Powder Coated	---
4	Supporting Corner	4	pc	SPCC cold rolled steel T2.0	Powder Coated	---
5	Mounting Angle	6	pc	SPCC cold rolled steel T2.0	Powder Coated	4pcs for below 32U
6	Mounting Profile	4	pc	SPCC cold rolled steel T2.0	Powder Coated	---
7	Side Panel	2	pc	SPCC cold rolled steel T1.2	Powder Coated	Steel door
8	Perforated Front Door	1	pc	SPCC cold rolled steel T1.2	Powder Coated	Single open
9	Perforated Rear Door	1	pc	SPCC cold rolled steel T1.2	Powder Coated	Dual open
10	Advanced Moon-Shaped Lock	6	pc	--	Galvanization	With 4 keys
11	2* Castor	4	pc	--	--	--
12	M10 Adjustable Feet	4	pc	--	--	---
13	M6 B-Head Screw and M6 Square Nut	20	pc	Steel	Color Zinc Coated	---
14	Allen Wrench	1	pc	Steel	Black	---
15	Metal Cable Ring	6	pc	Steel	Powder Coated	---
16	Spacer (Only for 800mm width)	12	pc	SPCC cold rolled steel T1.2	Powder Coated	Only for 800mm
17	Vertical Cable Manager (Only for 800mm width)	2	pc	SPCC cold rolled steel T0.8	Powder Coated	Only for 800mm

Color of cabinet body:

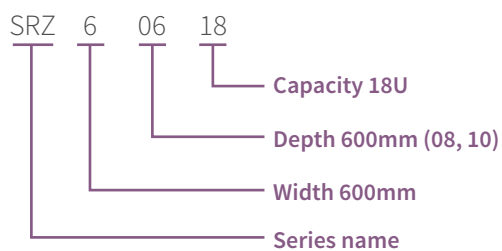
Color Standard	Normal Color		
Standard	 Ral 9004	 Ral 7035	Other color

Optional Accessories:

Fixed shelf, keyboard tray, sliding shelf
 Light kit, earthing kit, Plinth
 Brush for cable entry
 Plywood pallet or paper pallet

» HOW TO DEFINE OUR MODEL

SRZ60618



» MODEL INFORMATION

Model	Capacity (U)	Dimension W x D x H (mm)	KD Packing Dimension			
			Carton A W x D x H (mm)	Carton B W x D x H (mm)	Carton C W x D x H (mm)	Volume (CBM)
FO-REP/SRZ60618	18	600 x 600 x 980	620 x 620 x 130	930 x 620 x 250	860 x 530 x 90	0.23
FO-REP/SRZ60818	18	600 x 800 x 980	620 x 820 x 130	930 x 620 x 250	860 x 530 x 90	0.25
FO-REP/SRZ61018	18	600 x 1000 x 980	620 x 1020 x 130	930 x 620 x 250	860 x 530 x 90	0.26
FO-REP/SRZ60622	22	600 x 600 x 1170	620 x 620 x 130	1090 x 620 x 250	1030 x 620 x 90	0.28
FO-REP/SRZ60822	22	600 x 800 x 1170	620 x 820 x 130	1090 x 620 x 250	1030 x 620 x 90	0.30
FO-REP/SRZ61022	22	600 x 1000 x 1170	620 x 1020 x 130	1090 x 620 x 250	1030 x 620 x 90	0.31
FO-REP/SRZ60627	27	600 x 600 x 1380	620 x 620 x 130	1320 x 620 x 250	1250 x 620 x 90	0.32
FO-REP/SRZ60827	27	600 x 800 x 1380	620 x 820 x 130	1320 x 620 x 250	1250 x 620 x 90	0.34
FO-REP/SRZ61027	27	600 x 1000 x 1380	620 x 1020 x 130	1320 x 620 x 250	1250 x 620 x 90	0.36
FO-REP/SRZ60632	32	600 x 600 x 1610	620 x 620 x 130	1600 x 620 x 250	1500 x 620 x 90	0.38
FO-REP/SRZ60832	32	600 x 800 x 1610	620 x 820 x 130	1600 x 620 x 250	1500 x 620 x 90	0.40
FO-REP/SRZ61032	32	600 x 1000 x 1610	620 x 1020 x 130	1600 x 620 x 250	1500 x 620 x 90	0.41
FO-REP/SRZ60637	37	600 x 600 x 1830	620 x 620 x 130	1760 x 620 x 250	1690 x 620 x 90	0.42
FO-REP/SRZ60837	37	600 x 800 x 1830	620 x 820 x 130	1760 x 620 x 250	1690 x 620 x 90	0.43
FO-REP/SRZ61037	37	600 x 1000 x 1830	620 x 1020 x 130	1760 x 620 x 250	1690 x 620 x 90	0.45
FO-REP/SRZ60642	42	600 x 600 x 2070	620 x 620 x 130	1980 x 620 x 250	1920 x 620 x 90	0.46
FO-REP/SRZ60842	42	600 x 800 x 2070	620 x 820 x 130	1980 x 620 x 250	1920 x 620 x 90	0.48
FO-REP/SRZ61042	42	600 x 1000 x 2070	620 x 1020 x 130	1980 x 620 x 250	1920 x 620 x 90	0.50
FO-REP/SRZ60647	47	600 x 600 x 2270	620 x 620 x 130	2210 x 620 x 250	2150 x 730 x 90	0.53
FO-REP/SRZ60847	47	600 x 800 x 2270	620 x 820 x 130	2210 x 620 x 250	2150 x 730 x 90	0.55
FO-REP/SRZ61047	47	600 x 1000 x 2270	620 x 1020 x 130	2210 x 620 x 250	2150 x 730 x 90	0.57

Note:

Package: KD - Knock Down