

WMY SERIES SINGLE SECTION WALL MOUNTED CABINET

4U, 6U, 9U, 12U, 15U, 18U AND 20U SIZES



Morrell designed and engineered WMY Series as the solution to house rack mount equipment for cabling, telecommunications, IT, industrial and home installations.

» FEATURES

Save space

1/3 assembled original volume when flat-packed.

Optional doors

Your choice of toughened glass or vented door

Easy installation

Extremely easy for assembled, it only takes 5 minutes for a skillful person to assemble a whole cabinet.

Loading Capacity

Loading capacity over 40kg

Big door-opening angle

Turning angle of front door is over 180 degrees.



Structure for easy assembling.



Hanging on the wall with mounting bracket.



Removable side panel simplifies your installation of accessories and monitoring of IT Equipment.



120mm*120mm fans can be preinstalled on the top cover. Relevant fan tray suit to all WMX, WMY, and WMZ wall mounted cabinets. (Brush panel is optional for cable entry panel.)

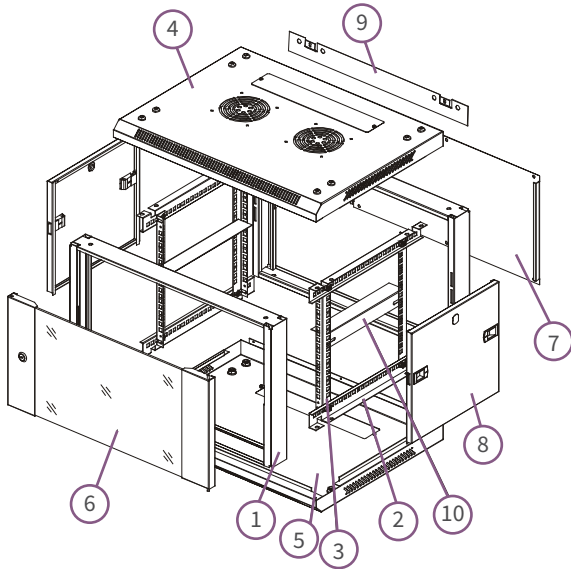


Front and rear vertical rails are freely adjustable which simplifies mounting of the device and organization of connecting cables.



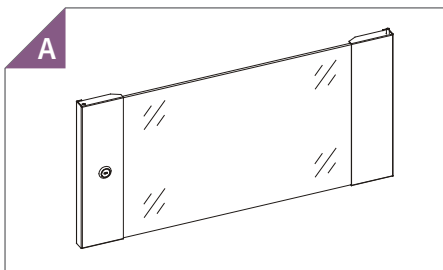
L-shaped spring pin make it fast to install front door to the frame and easily to change door opening direction.

» COMPONENTS OF WMX SERIES SINGLE SECTION WALL MOUNTED CABINET

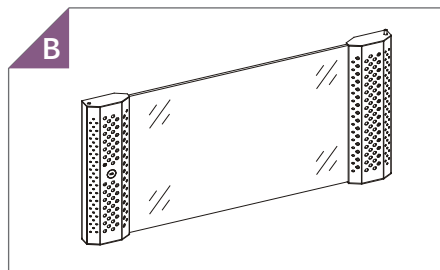


S/N	Name	Quantity
1	Frame	2
2	Horizontal bracket	4
3	Vertical rail	4
4	Top cover	1
5	Bottom panel	1
6	Front door	1
7	Rear panel	1
8	Side panel	2
9	Mounting bracket	1
10	L-shaped bracket	2

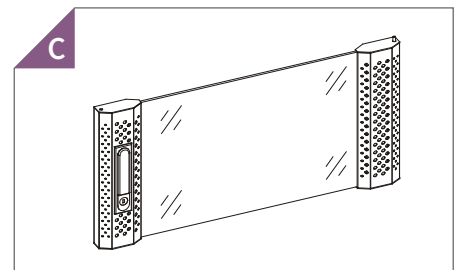
» OPTIONAL DOORS-STRUCTURE DRAWING



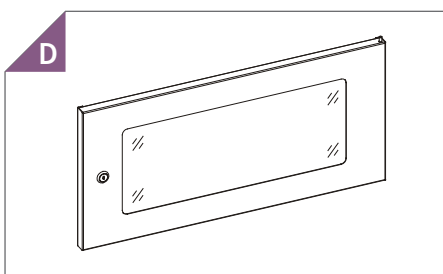
Tempered Glass Door
Lock: Small Round Lock



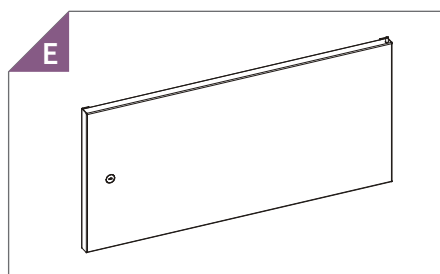
Tempered Glass Door, with Vented Holes
Lock: Small Round Lock



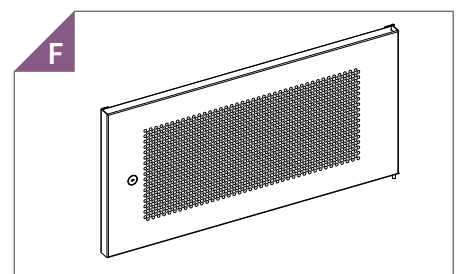
Tempered Glass Door, with Vented Holes
Lock: Spring Lock



Tempered Glass Door
Lock: Small Round Lock

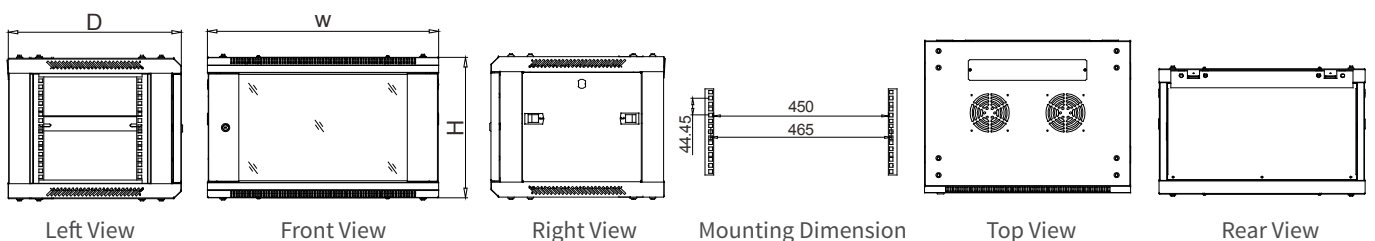


Solid Iron Door
Lock: Small Round Lock



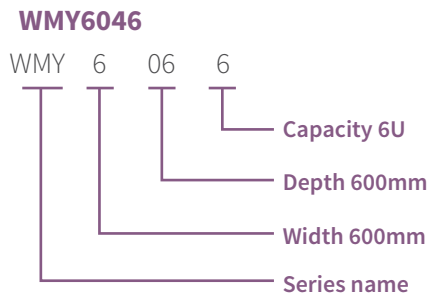
Vented Front Door
Lock: Small Round Lock

» MAIN DIMENSION





» HOW TO DEFINE OUR MODEL



» SPECIFICATIONS

Model	Capacity (U)	Dimension W x D x H(mm)	BU Packing Dimension			KD Packing Dimension	
			W*D*H(mm)	Volume (CBM)	Carton A W x D x H(mm)	Carton B W x D x H(mm)	Volume (CBM)
FO-REP/WMY6064	4U	600 x 600 x 280	620 x 625 x 305	0.118	620 x 180 x 620		0.069
FO-REP/WMY6066	6U	600 x 600 x 370	620 x 625 x 395	0.153	620 x 110 x 620	620 x 130 x 390	0.074
FO-REP/WMY6069	9U	600 x 600 x 505	620 x 625 x 525	0.203	620 x 110 x 620	620 x 130 x 525	0.085
FO-REP/WMY60612	12U	600 x 600 x 640	620 x 625 x 665	0.258	620 x 110 x 620	620 x 130 x 660	0.095
FO-REP/WMY60615	15U	600 x 600 x 780	620 x 625 x 805	0.312	620 x 110 x 620	620 x 130 x 800	0.107
FO-REP/WMY60618	18U	600 x 600 x 910	620 x 625 x 935	0.362	620 x 110 x 620	620 x 130 x 930	0.117
FO-REP/WMY60620	20U	600 x 600 x 1000	620 x 625 x 1020	0.395	620 x 110 x 620	620 x 130 x 1020	0.124

Note:

Package: BU - Build up
Include KD - Knocked down

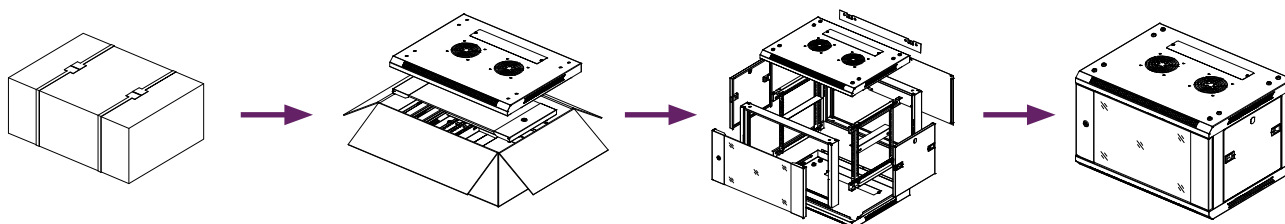
Color:

RAL9005	RAL7035

Material:

SPCC Cold Rolled Steel.

» BUILD-UP PACKAGING



» COMPATIBLE ACCESSORIES FOR WMY WALL MOUNTED RACK

SHELF		
	FO-REP/SW2P1USHELF-300	450mm depth wall mount cabinet
	FO-REP/SW2P1USHELF-350	600mm depth wall mount cabinet
	FO-REP/SW2P2USHELF-300	450mm depth wall mount cabinet
	FO-REP/SW2P2USHELF-350	600mm depth wall mount cabinet
FAN		
	FO-REP/SWFAN110V	4 Fan tray for SSG 600mm/800mm depth rack
	FO-REP/SWFAN220V	6 Fan tray for SSG 1000mm/1100mm/1200mm depth rack

Note:

Note: Other accessories for wall mount cabinet are also available such as shelf, cable manager, fan, blank panel, patch panel and PDU.